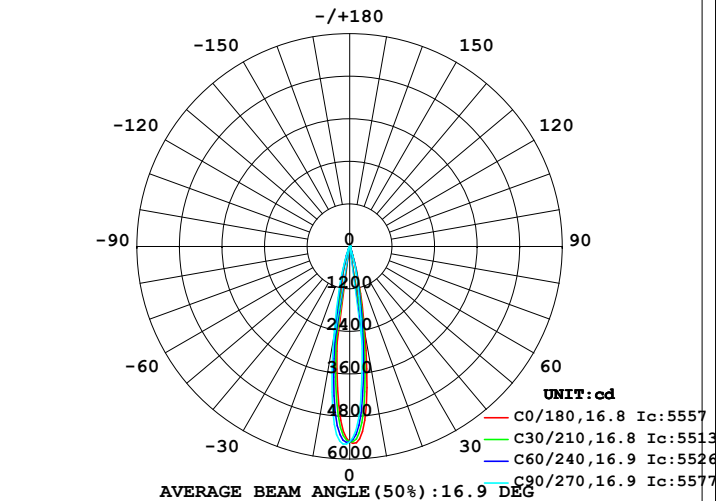


LUMINAIRE PHOTOMETRIC TEST REPORT

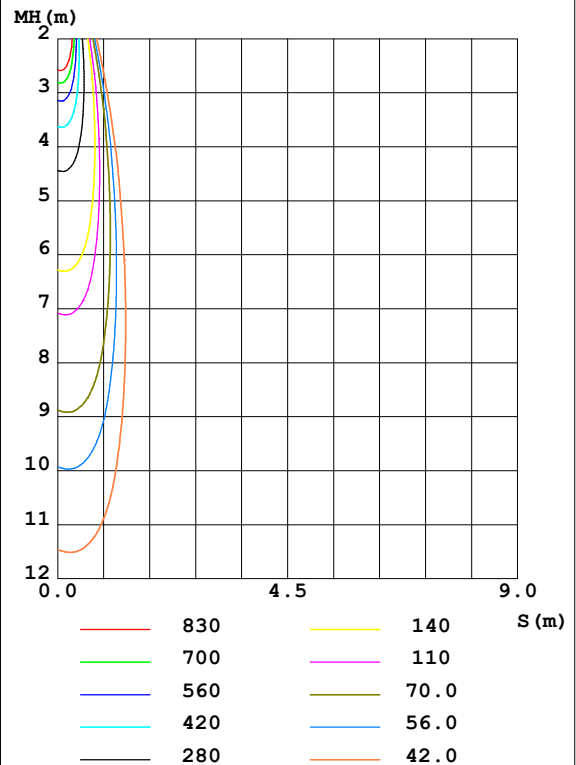
Test:U:225.0V I:0.0410A P:9.100W PF:0.9670 Freq:0Hz Lamp Flux:626.588x1 lm		
NAME: ALST35-09G30-S	TYPE:	WEIGHT:
SPEC.:	DIM.:	SERIAL No.:
MFR.:	SUR.:28	Shielding Angle:

DATA OF LAMP		PHOTOMETRIC DATA Eff: 68.86 lm/W			
MODEL	3000K CRI90	I _{max} (cd)	5618	S/MH(C0/180)	0.26
NOMINAL POWER(W)	9	LOR(%)	100.0	S/MH(C90/270)	0.33
RATED VOLTAGE(V)	220-240	TOTAL FLUX(lm)	626.59	η UP,DN(C0-180)	0.0,45.5
NOMINAL FLUX(lm)	626.588	CIE CLASS	DIRECT	η UP,DN(C180-360)	0.0,54.5
LAMPS INSIDE	1	η up(%)	0.0	CIBSE SHR NOM	0.00
TEST VOLTAGE(V)	230	η down(%)	100.0	CIBSE SHR MAX	1.00

LUMINOUS INTENSITY DISTRIBUTION DIAGRAM



C0 PLANE ISOLUX DIAGRAM (UNIT:lx)



C Range: 0 - 360DEG
 C Interval: 15.0DEG
 Test Speed: HIGH
 Temperature:25.3DEG
 Operators:AE
 Test Date:2020-11-09

γ Range: 0 - 90DEG
 γ Interval: 1.0DEG
 Test System:EVERFINE GO-2000B_V1 SYSTEM V2.0.362
 Humidity:65.0%
 Test Distance:7.240m [K=1.0000]
 Remarks:

ZONAL FLUX DIAGRAM

ZONAL FLUX DIAGRAM:

γ	C0	C45	C90	C135	C180	C225	C270	C315	γ	Φ zone	Φ total	%lum, lamp
10	2492	2099	1710	1625	1757	2050	2623	2715	0- 10	345.0	345.0	55.1,55.1
20	255.8	229.5	181.9	162.1	180.8	216.8	314.6	290.3	10- 20	231.9	577.0	92.1,92.1
30	23.64	23.74	21.38	18.29	17.64	21.14	28.79	25.68	20- 30	35.86	612.8	97.8,97.8
40	9.121	9.113	8.724	7.248	7.138	7.675	9.216	8.677	30- 40	8.297	621.1	99.1,99.1
50	3.349	3.338	3.278	2.401	2.618	2.797	3.689	3.408	40- 50	3.974	625.1	99.8,99.8
60	0.4432	0.3938	0.6580	0.2137	0.3185	0.3532	0.9195	0.5681	50- 60	1.399	626.5	100,100
70	0	0	0	0	0	0	0	0	60- 70	0.0699	626.6	100,100
80	0	0	0	0.0000	0	0	0	0	70- 80	0.0000	626.6	100,100
90	0.0664	0.1017	0.1137	0.1134	0	0	0	0	80- 90	0.0234	626.6	100,100
100									90-100			
110									100-110			
120									110-120			
130									120-130			
140									130-140			
150									140-150			
160									150-160			
170									160-170			
180									170-180			
DEG	LUMINOUS INTENSITY:cd									UNIT:lm		

Conical surface Flux(90deg): 623.51 lm

%lum = 99.5%

%lamp = 99.5%

Conical surface Flux(120deg): 626.49 lm

%lum = 100.0%

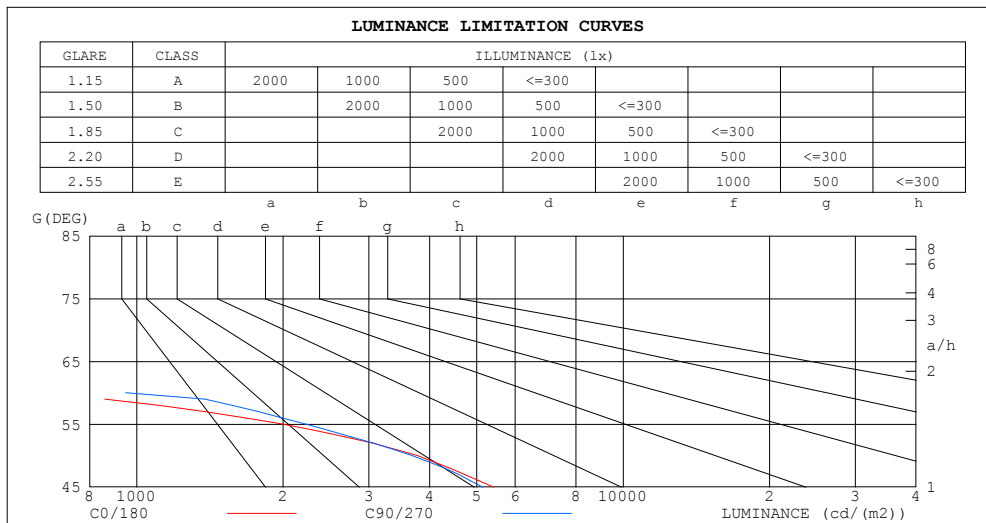
%lamp = 100.0%

C Range: 0 - 360DEG
 C Interval: 15.0DEG
 Test Speed: HIGH
 Temperature:25.3DEG
 Operators:AE
 Test Date:2020-11-09

γ Range: 0 - 90DEG
 γ Interval: 1.0DEG
 Test System:EVERFINE GO-2000B_V1 SYSTEM V2.0.362
 Humidity:65.0%
 Test Distance:7.240m [K=1.0000]
 Remarks:

LUMINANCE LIMITATION CURVES

Test:U:225.0V I:0.0410A P:9.100W PF:0.9670 Freq:0Hz Lamp Flux:626.588x1 lm		
NAME: ALST35-09G30-S	TYPE:	WEIGHT:
SPEC.:	DIM.:	SERIAL No.:
MFR.:	SUR.:28	Shielding Angle:



LUMINANCE cd/(m2)		
G (DEG)	C0/180	C90/270
85	0	421
80	0	0
75	0	0
70	0	0
65	0	0
60	641	949
55	1996	2227
50	3770	3678
45	5419	5143

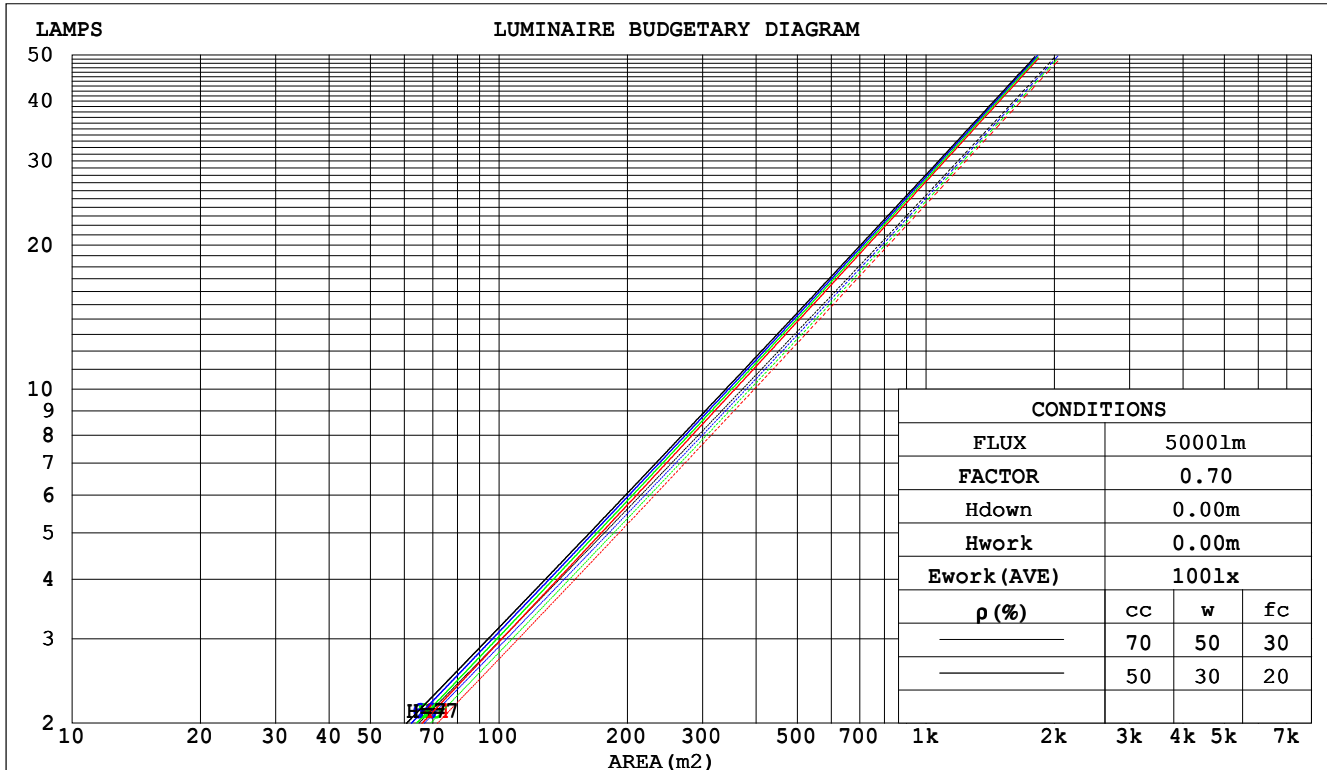
C Range: 0 - 360DEG
C Interval: 15.0DEG
Test Speed: HIGH
Temperature:25.3DEG
Operators:AE
Test Date:2020-11-09

γ Range: 0 - 90DEG
 γ Interval: 1.0DEG
Test System:EVERFINE GO-2000B_V1 SYSTEM V2.0.362
Humidity:65.0%
Test Distance:7.240m [K=1.0000]
Remarks:

CU AND LUMINAIRE BUDGETARY ESTIMATE DIAGRAM

Test:U:225.0V I:0.0410A P:9.100W PF:0.9670 Freq:0Hz Lamp Flux:626.588x1 lm		
NAME: ALST35-09G30-S	TYPE:	WEIGHT:
SPEC.:	DIM.:	SERIAL No.:
MFR.:	SUR.:28	Shielding Angle:

pcc	80%			70%			50%			30%			10%			0
pw	50%	30%	10%	50%	30%	10%	50%	30%	10%	50%	30%	10%	50%	30%	10%	0
pfc	20%			20%			20%			20%			20%			0
RCR	RCR:Room Cavity Ratio						Coefficients of Utilization(CU)									
0.0	1.19	1.19	1.19	1.16	1.16	1.16	1.11	1.11	1.11	1.06	1.06	1.06	1.02	1.02	1.02	1.00
1.0	1.14	1.12	1.11	1.12	1.10	1.09	1.08	1.07	1.06	1.04	1.03	1.02	1.01	1.00	.00	.98
2.0	1.09	1.07	1.05	1.08	1.05	1.04	1.05	1.03	1.01	1.02	1.00	.99	.99	.98	.97	.96
3.0	1.06	1.03	1.00	1.05	1.02	.99	1.02	.00	.98	.00	.98	.97	.98	.96	.95	.94
4.0	1.03	.99	.97	1.02	.99	.96	.00	.97	.95	.98	.96	.94	.96	.95	.93	.92
5.0	.00	.96	.94	.99	.96	.94	.98	.95	.93	.96	.94	.92	.95	.93	.91	.90
6.0	.97	.94	.92	.97	.94	.91	.96	.93	.91	.94	.92	.90	.93	.91	.90	.89
7.0	.95	.92	.90	.95	.92	.89	.94	.91	.89	.93	.90	.88	.92	.90	.88	.87
8.0	.93	.90	.88	.93	.90	.88	.92	.89	.87	.91	.89	.87	.90	.88	.87	.86
9.0	.92	.88	.86	.91	.88	.86	.90	.88	.86	.90	.87	.85	.89	.87	.85	.84
10.0	.90	.87	.85	.90	.86	.84	.89	.86	.84	.88	.86	.84	.88	.86	.84	.83



C Range: 0 - 360DEG
 C Interval: 15.0DEG
 Test Speed: HIGH
 Temperature:25.3DEG
 Operators:AE
 Test Date:2020-11-09

γ Range: 0 - 90DEG
 γ Interval: 1.0DEG
 Test System:EVERFINE GO-2000B_V1 SYSTEM V2.0.362
 Humidity:65.0%
 Test Distance:7.240m [K=1.0000]
 Remarks:

WEC AND CCEC

Test:U:225.0V I:0.0410A P:9.100W PF:0.9670 Freq:0Hz Lamp Flux:626.588x1 lm								
NAME: ALST35-09G30-S				TYPE:			WEIGHT:	
SPEC.:				DIM.:			SERIAL No.:	
MFR.:				SUR.:28			Shielding Angle:	

pcc	80%			70%			50%			30%			10%			0
pw	50%	30%	10%	50%	30%	10%	50%	30%	10%	50%	30%	10%	50%	30%	10%	0
pfc	20%			20%			20%			20%			20%			0
RCR	RCR:Room Cavity Ratio						Wall Exitance Coefficients(WEC)									
0.0																
1.0	.120	.068	.022	.113	.065	.021	.101	.058	.019	.090	.052	.017	.079	.046	.015	
2.0	.109	.060	.018	.104	.057	.018	.094	.052	.016	.085	.048	.015	.076	.043	.014	
3.0	.101	.054	.016	.096	.052	.016	.088	.048	.014	.080	.044	.013	.073	.041	.013	
4.0	.093	.048	.014	.090	.047	.014	.083	.044	.013	.076	.041	.012	.070	.038	.012	
5.0	.087	.044	.013	.084	.043	.013	.078	.041	.012	.073	.038	.011	.068	.036	.011	
6.0	.082	.041	.012	.079	.040	.011	.074	.038	.011	.069	.036	.011	.065	.034	.010	
7.0	.077	.038	.011	.075	.037	.011	.070	.036	.010	.066	.034	.010	.063	.033	.010	
8.0	.073	.036	.010	.071	.035	.010	.067	.034	.010	.064	.032	.009	.060	.031	.009	
9.0	.069	.033	.009	.067	.033	.009	.064	.032	.009	.061	.031	.009	.058	.030	.009	
10.0	.066	.032	.009	.064	.031	.009	.062	.030	.008	.059	.029	.008	.056	.028	.008	

pcc	80%			70%			50%			30%			10%			0
pw	50%	30%	10%	50%	30%	10%	50%	30%	10%	50%	30%	10%	50%	30%	10%	0
pfc	20%			20%			20%			20%			20%			0
RCR	RCR:Room Cavity Ratio						Ceiling Cavity Exitance Coefficients(CCEC)									
0.0	.190	.190	.190	.163	.163	.163	.111	.111	.111	.064	.064	.064	.020	.020	.020	
1.0	.167	.158	.149	.143	.135	.129	.098	.093	.089	.056	.054	.052	.018	.017	.017	
2.0	.148	.133	.120	.127	.114	.104	.087	.079	.072	.050	.046	.042	.016	.015	.014	
3.0	.132	.113	.098	.113	.098	.085	.078	.068	.060	.045	.040	.035	.014	.013	.012	
4.0	.118	.098	.082	.102	.084	.071	.070	.059	.050	.040	.034	.030	.013	.011	.010	
5.0	.107	.085	.068	.092	.073	.060	.063	.051	.042	.037	.030	.025	.012	.010	.008	
6.0	.098	.075	.058	.084	.065	.051	.058	.045	.036	.034	.027	.021	.011	.009	.007	
7.0	.089	.066	.050	.077	.057	.043	.053	.040	.031	.031	.024	.018	.010	.008	.006	
8.0	.082	.059	.043	.071	.051	.038	.049	.036	.027	.029	.021	.016	.009	.007	.005	
9.0	.076	.053	.038	.066	.046	.033	.046	.032	.023	.027	.019	.014	.009	.006	.005	
10.0	.071	.048	.033	.061	.042	.029	.043	.029	.020	.025	.017	.012	.008	.006	.004	

C Range: 0 - 360DEG
C Interval: 15.0DEG
Test Speed: HIGH
Temperature:25.3DEG
Operators:AE
Test Date:2020-11-09

γ Range: 0 - 90DEG
γ Interval: 1.0DEG
Test System:EVERFINE GO-2000B_V1 SYSTEM V2.0.362
Humidity:65.0%
Test Distance:7.240m [K=1.0000]
Remarks:

UGR(Unified Glare Rating) Table

Test:U:225.0V I:0.0410A P:9.100W PF:0.9670 Freq:0Hz Lamp Flux:626.588x1 lm										
NAME: ALST35-09G30-S					TYPE:			WEIGHT:		
SPEC.:					DIM.:			SERIAL No.:		
MFR.:					SUR.:28			Shielding Angle:		
ceiling/cavity	0.7	0.7	0.5	0.5	0.3	0.7	0.7	0.5	0.5	0.3
walls	0.5	0.3	0.5	0.3	0.3	0.5	0.3	0.5	0.3	0.3
working plane	0.2	0.2	0.2	0.2	0.2	0.2	0.2	0.2	0.2	0.2
Room dimensions	Viewed crosswise					Viewed endwise				
x = 2H y = 2H	6.5	7.1	6.7	7.2	7.3	6.3	6.8	6.5	6.9	7.1
3H	6.4	6.9	6.6	7.1	7.3	6.1	6.6	6.4	6.8	7.0
4H	6.3	6.8	6.6	7.0	7.2	6.1	6.5	6.3	6.7	6.9
6H	6.2	6.7	6.5	6.9	7.1	6.0	6.4	6.3	6.7	6.9
8H	6.2	6.6	6.5	6.9	7.1	5.9	6.4	6.2	6.6	6.9
12H	6.1	6.6	6.4	6.8	7.1	5.9	6.3	6.2	6.6	6.8
4H 2H	6.4	6.8	6.6	7.0	7.2	6.1	6.6	6.4	6.8	7.0
3H	6.2	6.6	6.5	6.9	7.1	5.9	6.4	6.2	6.6	6.9
4H	6.1	6.5	6.4	6.8	7.1	5.8	6.2	6.2	6.5	6.8
6H	6.0	6.3	6.3	6.7	7.0	5.7	6.1	6.1	6.4	6.7
8H	5.9	6.3	6.3	6.6	7.0	5.7	6.0	6.1	6.3	6.7
12H	5.9	6.2	6.3	6.5	6.9	5.6	5.9	6.0	6.3	6.7
8H 4H	5.9	6.3	6.3	6.6	7.0	5.7	6.0	6.1	6.3	6.7
6H	5.8	6.1	6.2	6.5	6.9	5.6	5.8	6.0	6.2	6.6
8H	5.7	6.0	6.2	6.4	6.8	5.5	5.7	5.9	6.2	6.6
12H	5.7	5.9	6.1	6.3	6.8	5.4	5.7	5.9	6.1	6.6
12H 4H	5.9	6.2	6.3	6.5	6.9	5.6	5.9	6.0	6.3	6.7
6H	5.7	6.0	6.2	6.4	6.8	5.5	5.7	5.9	6.2	6.6
8H	5.7	5.9	6.1	6.3	6.8	5.4	5.6	5.9	6.1	6.5
Variations with the observer position at spacings:										
S = 1.0H	+ 2.3 / - 8.0					+ 2.3 / - 6.4				
1.5H	+ 3.1 / - 5.3					+ 2.8 / - 4.9				
2.0H	+ 4.8 / -49.8					+ 4.5 / -32.2				

CIE Pub.117, 626.6 lm Total Lamp Luminous Flux Correct (8log(F/F0) = -1.6)

C Range: 0 - 360DEG
C Interval: 15.0DEG
Test Speed: HIGH
Temperature:25.3DEG
Operators:AE
Test Date:2020-11-09

γ Range: 0 - 90DEG
γ Interval: 1.0DEG
Test System:EVERFINE GO-2000B_V1 SYSTEM V2.0.362
Humidity:65.0%
Test Distance:7.240m [K=1.0000]
Remarks:

UTILIZATION FACTORS TABLE

Test:U:225.0V I:0.0410A P:9.100W PF:0.9670 Freq:0Hz Lamp Flux:626.588x1 lm		
NAME: ALST35-09G30-S	TYPE:	WEIGHT:
SPEC.:	DIM.:	SERIAL No.:
MFR.:	SUR.:28	Shielding Angle:

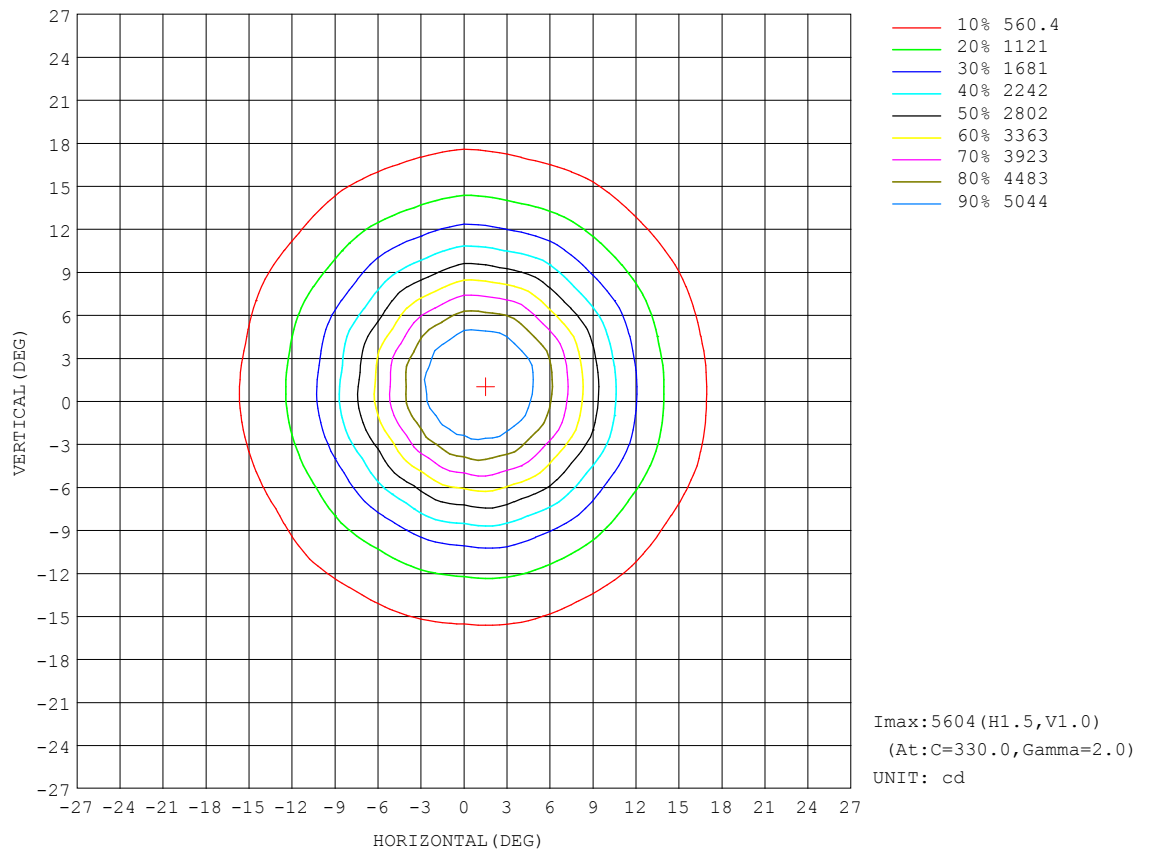
REFLECTANCE										
Ceiling	0.8	0.8	0.8	0.7	0.7	0.7	0.5	0.5	0.5	0
Walls	0.7	0.5	0.3	0.7	0.5	0.3	0.7	0.5	0.3	0
Working plane	0.2	0.2	0.2	0.2	0.2	0.2	0.2	0.2	0.2	0
ROOM INDEX	UTILIZATION FACTORS (PERCENT) $k(RI) \times RCR = 5$									
$k = 0.60$	91	85	82	91	85	82	90	85	82	79
0.80	98	93	89	97	92	89	96	92	89	86
1.00	102	97	94	101	96	93	99	96	93	89
1.25	105	101	98	104	100	97	102	99	96	93
1.50	108	103	101	107	103	100	104	101	99	95
2.00	110	106	103	108	105	102	106	103	101	96
2.50	111	108	105	110	107	104	107	104	102	97
3.00	113	110	107	111	108	106	108	106	104	98
4.00	115	112	110	113	110	109	109	107	106	99
5.00	116	114	112	114	112	111	110	109	107	100
ROOM INDEX	UF (total)									Direct
According to DIN EN 13032-2 2004			Suspended					SHRNOM = 1.25		

C Range: 0 - 360DEG
C Interval: 15.0DEG
Test Speed: HIGH
Temperature:25.3DEG
Operators:AE
Test Date:2020-11-09

γ Range: 0 - 90DEG
 γ Interval: 1.0DEG
Test System:EVERFINE GO-2000B_V1 SYSTEM V2.0.362
Humidity:65.0%
Test Distance:7.240m [K=1.0000]
Remarks:

ISOCANDELA DIAGRAM

Test:U:225.0V I:0.0410A P:9.100W PF:0.9670 Freq:0Hz Lamp Flux:626.588x1 lm		
NAME: ALST35-09G30-S	TYPE:	WEIGHT:
SPEC.:	DIM.:	SERIAL No.:
MFR.:	SUR.:28	Shielding Angle:

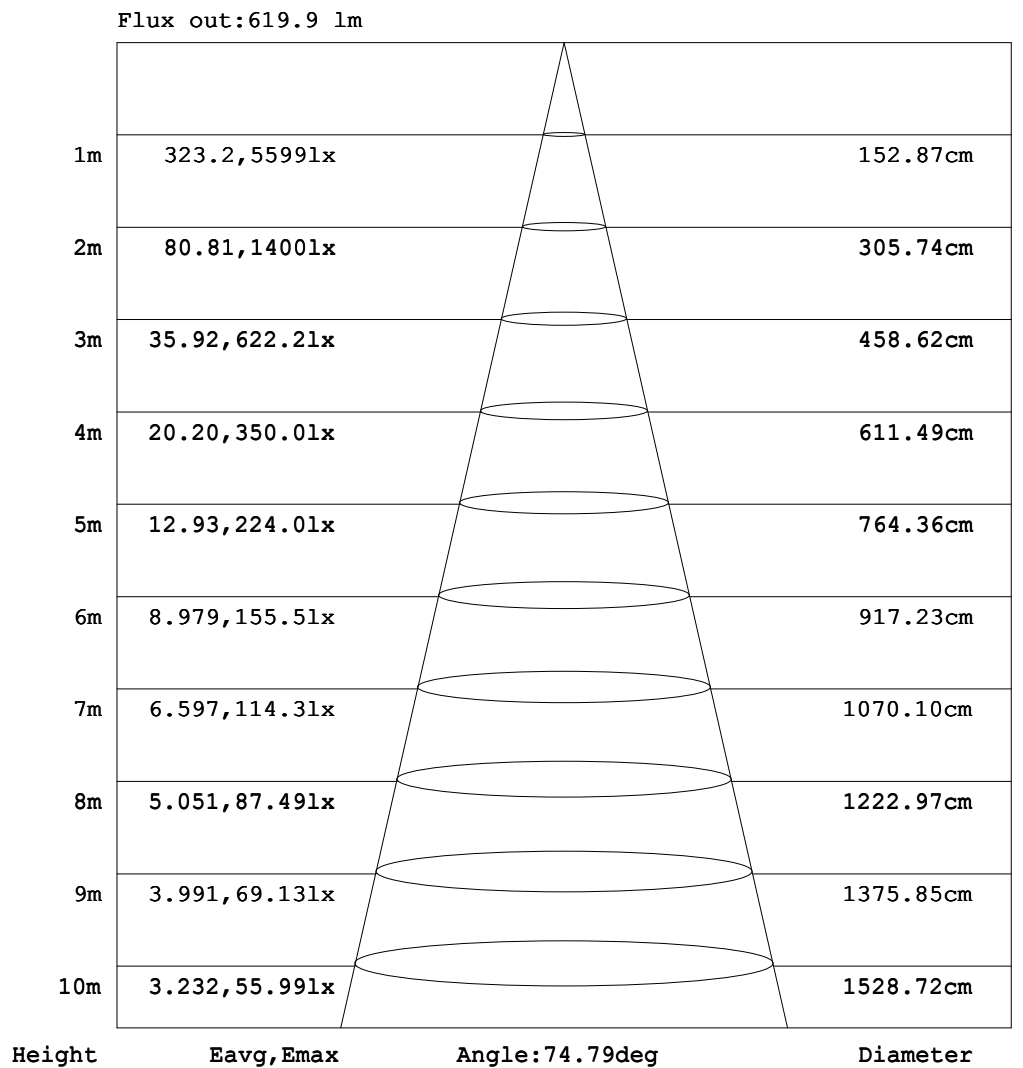


C Range: 0 - 360DEG
C Interval: 15.0DEG
Test Speed: HIGH
Temperature:25.3DEG
Operators:AE
Test Date:2020-11-09

γ Range: 0 - 90DEG
 γ Interval: 1.0DEG
Test System:EVERFINE GO-2000B_V1 SYSTEM V2.0.362
Humidity:65.0%
Test Distance:7.240m [K=1.0000]
Remarks:

AAI Figure

Test:U:225.0V I:0.0410A P:9.100W PF:0.9670 Freq:0Hz Lamp Flux:626.588x1 lm		
NAME: ALST35-09G30-S	TYPE:	WEIGHT:
SPEC.:	DIM.:	SERIAL No.:
MFR.:	SUR.:28	Shielding Angle:



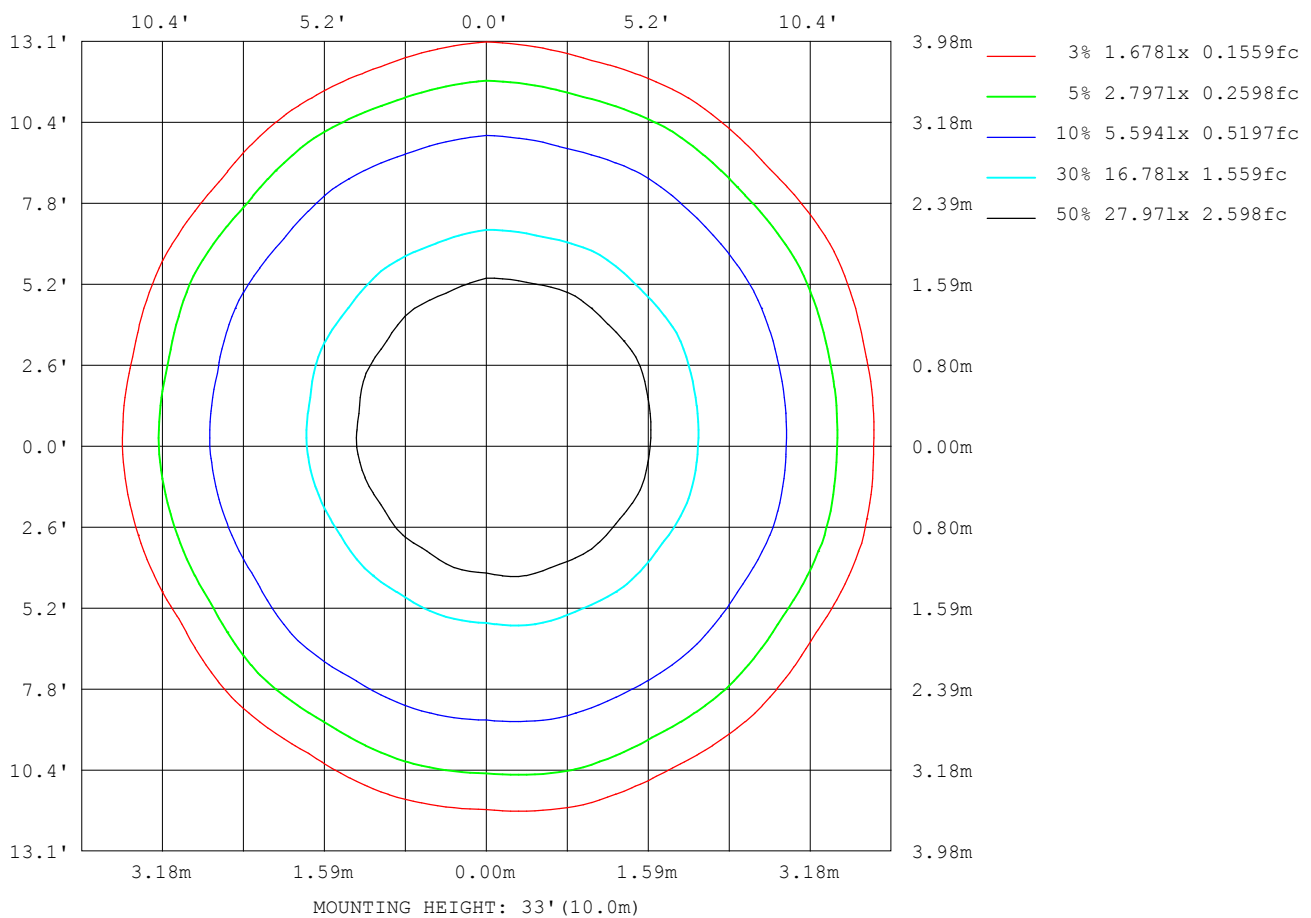
Note:The Curves indicate the illuminated area and the average illumination when the luminaire is at different distance.

C Range: 0 - 360DEG
C Interval: 15.0DEG
Test Speed: HIGH
Temperature:25.3DEG
Operators:AE
Test Date:2020-11-09

γ Range: 0 - 90DEG
γ Interval: 1.0DEG
Test System:EVERFINE GO-2000B_V1 SYSTEM V2.0.362
Humidity:65.0%
Test Distance:7.240m [K=1.0000]
Remarks:

ISOLUX DIAGRAM

Test:U:225.0V I:0.0410A P:9.100W PF:0.9670 Freq:0Hz Lamp Flux:626.588x1 lm		
NAME: ALST35-09G30-S	TYPE:	WEIGHT:
SPEC.:	DIM.:	SERIAL No.:
MFR.:	SUR.:28	Shielding Angle:



C Range: 0 - 360DEG
C Interval: 15.0DEG
Test Speed: HIGH
Temperature:25.3DEG
Operators:AE
Test Date:2020-11-09

γ Range: 0 - 90DEG
γ Interval: 1.0DEG
Test System:EVERFINE GO-2000B_V1 SYSTEM V2.0.362
Humidity:65.0%
Test Distance:7.240m [K=1.0000]
Remarks:

LED Avg.L Report

Test:U:225.0V I:0.0410A P:9.100W PF:0.9670 Freq:0Hz Lamp Flux:626.588x1 lm		
NAME: ALST35-09G30-S	TYPE:	WEIGHT:
SPEC.:	DIM.:	SERIAL No.:
MFR.:	SUR.:28	Shielding Angle:

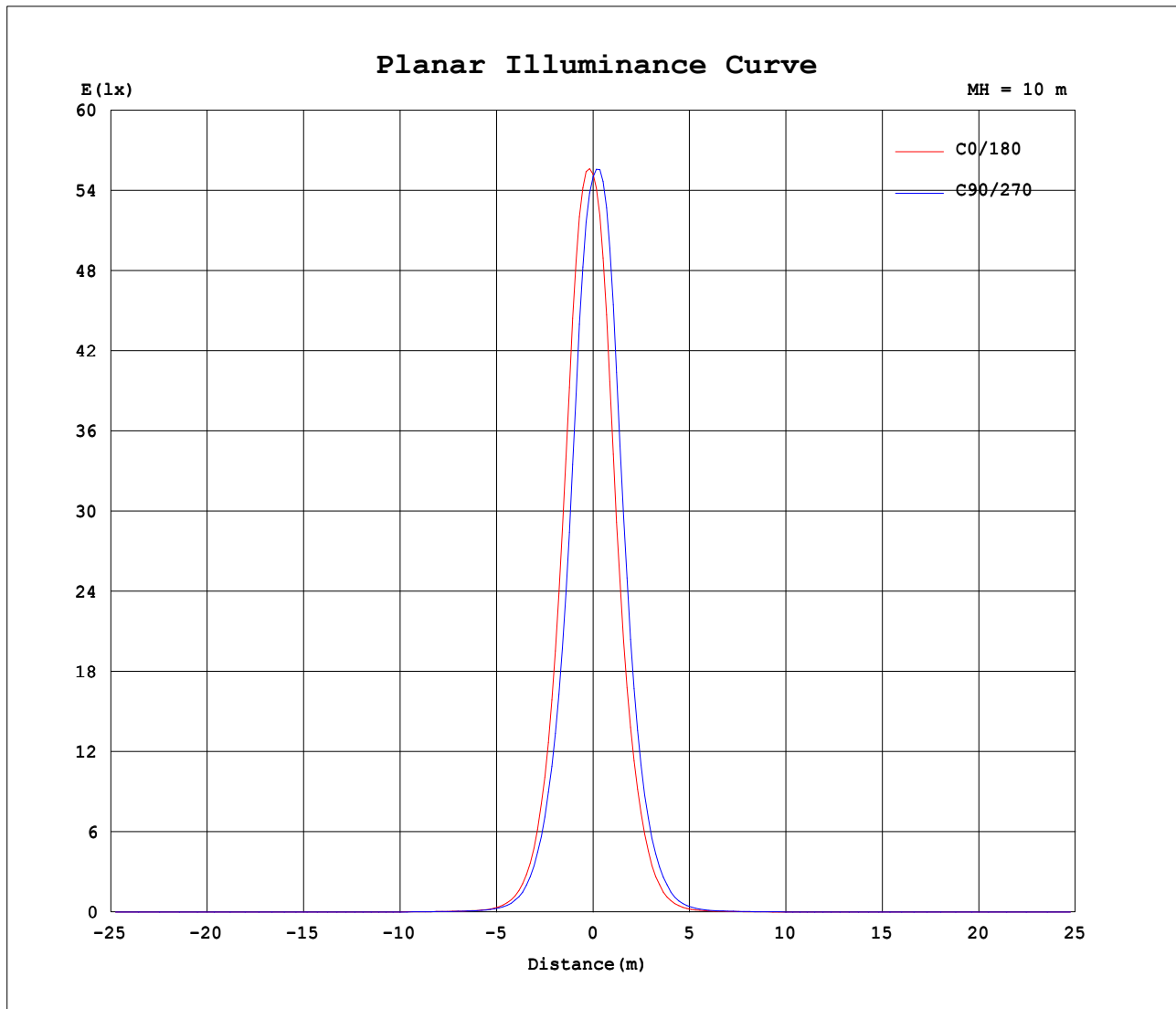
AvgL	cd/m2
L_0~180 (65) av	0
L_0~180 (75) av	0
L_0~180 (85) av	0
L_90~270 (65) av	0
L_90~270 (75) av	0
L_90~270 (85) av	211
L_45 (65) av	0
L_45 (75) av	0
L_45 (85) av	195

Standard: GB/T 29293-2012

C Range: 0 - 360DEG
 C Interval: 15.0DEG
 Test Speed: HIGH
 Temperature:25.3DEG
 Operators:AE
 Test Date:2020-11-09

γ Range: 0 - 90DEG
 γ Interval: 1.0DEG
 Test System:EVERFINE GO-2000B_V1 SYSTEM V2.0.362
 Humidity:65.0%
 Test Distance:7.240m [K=1.0000]
 Remarks:

Planar Illuminance Curve



C Range: 0 - 360DEG
C Interval: 15.0DEG
Test Speed: HIGH
Temperature: 25.3DEG
Operators: AE
Test Date: 2020-11-09

γ Range: 0 - 90DEG
 γ Interval: 1.0DEG
Test System: EVERFINE GO-2000B_V1 SYSTEM V2.0.362
Humidity: 65.0%
Test Distance: 7.240m [K=1.0000]
Remarks:

```

γ Range: 0 - 90DEG
γ Interval: 1.0DEG
Test System:EVERFINE GO-2000B_V1 SYSTEM V2.0.362
Humidity:65.0%
Test Distance:7.240m [K=1.0000]
Remarks:

```

```

γ Range: 0 - 90DEG
γ Interval: 1.0DEG
Test System:EVERFINE GO-2000B_V1 SYSTEM V2.0.362
Humidity:65.0%
Test Distance:7.240m [K=1.0000]
Remarks:

```