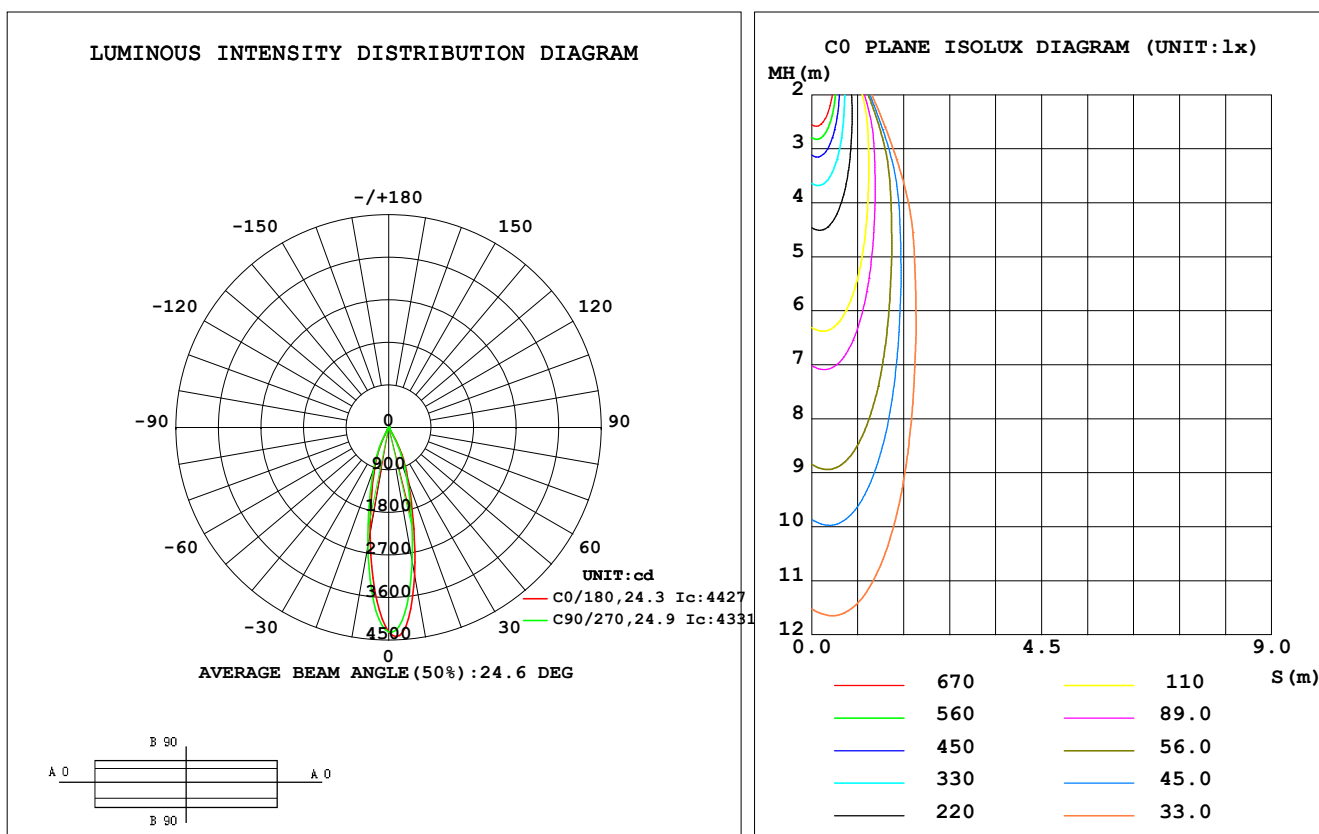


LUMINAIRE PHOTOMETRIC TEST REPORT

Test:U:48.00V I:0.3054A P:14.66W PF:1.000 Freq:50.00Hz Lamp Flux:1137.82x1 lm					
NAME: M20-T41003A-18G30-R24		TYPE:		WEIGHT:	
SPEC.:		DIM.:		SERIAL No.:	
MFR.:		SUR.:328*21.6		Shielding Angle:	

DATA OF LAMP		PHOTOMETRIC DATA				Eff: 77.62 lm/W
MODEL	3000K CRI90	I _{max} (cd)	4451	S/MH(C0/180)	0.36	
NOMINAL POWER(W)	18	LOR(%)	100.0	S/MH(C90/270)	0.40	
RATED VOLTAGE(V)	226	TOTAL FLUX(lm)	1137.8	η UP,DN(C0-180)	0.0,53.1	
NOMINAL FLUX(lm)	1137.82	CIE CLASS	DIRECT	η UP,DN(C180-360)	0.0,46.9	
LAMPS INSIDE	1	η up(%)	0.0	CIBSE SHR NOM	0.00	
TEST VOLTAGE(V)	225.1	η down(%)	100.0	CIBSE SHR MAX	1.00	



C Range: 0 - 360DEG
C Interval: 22.5DEG
Test Speed: HIGH
Temperature:25.3DEG
Operators:ZR
Test Date:2021-08-18

γ Range: 0 - 90DEG
γ Interval: 1.0DEG
Test System:EVERFINE GO-2000B_V1 SYSTEM V2.0.354
Humidity:65.0%
Test Distance:8.402m [K=1.0000]
Remarks:

ZONAL FLUX DIAGRAM

ZONAL FLUX DIAGRAM:

γ	C0	C45	C90	C135	C180	C225	C270	C315	γ	Φ zone	Φ total	%lum, lamp
10	3168	3163	2882	2456	2277	2270	2542	2906	0- 10	328.0	328.0	28.8,28.8
20	1227	1240	1128	924.6	835.2	821.3	933.1	1107	10- 20	470.4	798.4	70.2,70.2
30	238.5	399.2	182.1	219.1	103.0	185.5	120.2	338.7	20- 30	264.5	1063	93.4,93.4
40	15.39	36.71	14.50	21.84	24.59	30.17	22.76	42.82	30- 40	50.78	1114	97.9,97.9
50	2.633	4.379	2.643	3.913	11.44	12.68	11.64	14.33	40- 50	10.52	1124	98.8,98.8
60	0.6712	1.166	0.7451	1.154	6.646	7.023	6.935	8.008	50- 60	5.019	1129	99.2,99.2
70	0.9729	1.002	1.067	1.078	4.722	4.734	4.934	5.232	60- 70	3.382	1133	99.5,99.5
80	1.228	1.232	1.336	1.344	3.380	3.407	3.534	3.724	70- 80	2.851	1135	99.8,99.8
90	1.400	1.411	1.432	1.520	2.477	2.449	2.552	2.721	80- 90	2.405	1138	100,100
100									90-100			
110									100-110			
120									110-120			
130									120-130			
140									130-140			
150									140-150			
160									150-160			
170									160-170			
180									170-180			
DEG	LUMINOUS INTENSITY:cd									UNIT:lm		

Conical surface Flux(90deg): 1120.1 lm

%lum = 98.4%

%lamp = 98.4%

Conical surface Flux(120deg): 1129.2 lm

%lum = 99.2%

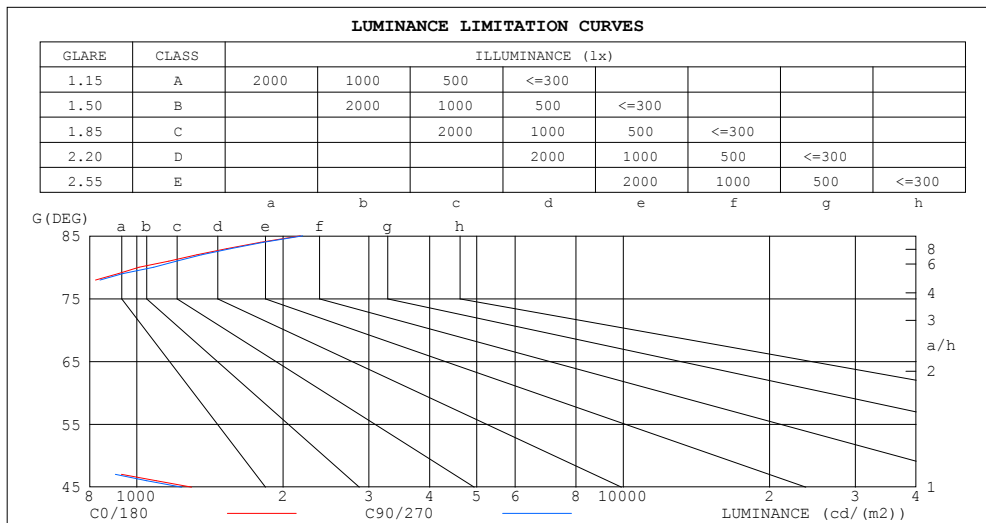
%lamp = 99.2%

C Range: 0 - 360DEG
 C Interval: 22.5DEG
 Test Speed: HIGH
 Temperature:25.3DEG
 Operators:ZR
 Test Date:2021-08-18

γ Range: 0 - 90DEG
 γ Interval: 1.0DEG
 Test System:EVERFINE GO-2000B_V1 SYSTEM V2.0.354
 Humidity:65.0%
 Test Distance:8.402m [K=1.0000]
 Remarks:

LUMINANCE LIMITATION CURVES

Test:U:48.00V I:0.3054A P:14.66W PF:1.000 Freq:50.00Hz Lamp Flux:1137.82x1 lm		
NAME: M20-T41003A-18G30-R24	TYPE:	WEIGHT:
SPEC.:	DIM.:	SERIAL No.:
MFR.:	SUR.:328*21.6	Shielding Angle:



LUMINANCE cd/(m2)		
G (DEG)	C0/180	C90/270
85	2171	2193
80	1011	1083
75	623	644
70	407	439
65	267	301
60	192	210
55	308	313
50	586	579
45	1296	1237

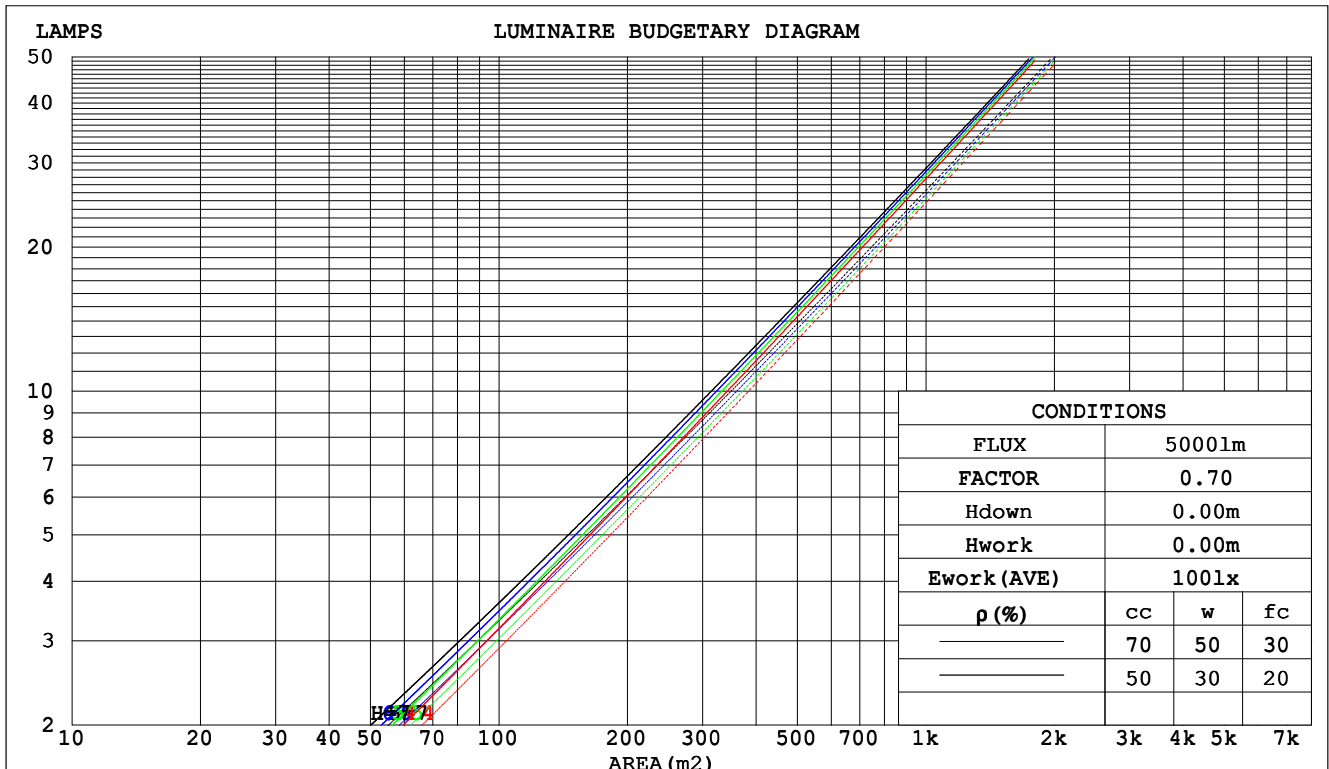
C Range: 0 - 360DEG
C Interval: 22.5DEG
Test Speed: HIGH
Temperature:25.3DEG
Operators:ZR
Test Date:2021-08-18

γ Range: 0 - 90DEG
 γ Interval: 1.0DEG
Test System:EVERFINE GO-2000B_V1 SYSTEM V2.0.354
Humidity:65.0%
Test Distance:8.402m [K=1.0000]
Remarks:

CU AND LUMINAIRE BUDGETARY ESTIMATE DIAGRAM

Test:U:48.00V I:0.3054A P:14.66W PF:1.000 Freq:50.00Hz Lamp Flux:1137.82x1 lm		
NAME: M20-T41003A-18G30-R24	TYPE:	WEIGHT:
SPEC.:	DIM.:	SERIAL No.:
MFR.:	SUR.:328*21.6	Shielding Angle:

pcc	80%			70%			50%			30%			10%			0
pw	50%	30%	10%	50%	30%	10%	50%	30%	10%	50%	30%	10%	50%	30%	10%	0
pfc	20%			20%			20%			20%			20%			0
RCR	RCR:Room Cavity Ratio						Coefficients of Utilization(CU)									
0.0	1.19	1.19	1.19	1.16	1.16	1.16	1.11	1.11	1.11	1.06	1.06	1.06	1.02	1.02	1.02	.00
1.0	1.12	1.10	1.08	1.10	1.08	1.07	1.06	1.05	1.03	1.03	1.01	1.00	.99	.98	.97	.96
2.0	1.07	1.03	1.01	1.05	1.02	.99	1.02	.99	.97	.99	.97	.95	.96	.95	.93	.92
3.0	1.01	.98	.94	1.00	.97	.94	.98	.95	.92	.95	.93	.91	.93	.91	.90	.88
4.0	.97	.93	.89	.96	.92	.89	.94	.91	.88	.92	.89	.87	.90	.88	.86	.85
5.0	.93	.89	.85	.92	.88	.85	.90	.87	.84	.89	.86	.83	.88	.85	.83	.82
6.0	.89	.85	.82	.89	.84	.81	.87	.84	.81	.86	.83	.80	.85	.82	.80	.79
7.0	.86	.81	.78	.85	.81	.78	.84	.81	.78	.83	.80	.77	.82	.79	.77	.76
8.0	.83	.78	.75	.82	.78	.75	.82	.78	.75	.81	.77	.75	.80	.77	.74	.73
9.0	.80	.76	.73	.80	.75	.73	.79	.75	.72	.78	.75	.72	.77	.74	.72	.71
10.0	.78	.73	.70	.77	.73	.70	.76	.73	.70	.76	.72	.70	.75	.72	.70	.69



C Range: 0 - 360DEG
 C Interval: 22.5DEG
 Test Speed: HIGH
 Temperature:25.3DEG
 Operators:ZR
 Test Date:2021-08-18

γ Range: 0 - 90DEG
 γ Interval: 1.0DEG
 Test System:EVERFINE GO-2000B_V1 SYSTEM V2.0.354
 Humidity:65.0%
 Test Distance:8.402m [K=1.0000]
 Remarks:

WEC AND CCEC

Test:U:48.00V I:0.3054A P:14.66W PF:1.000 Freq:50.00Hz Lamp Flux:1137.82x1 lm					
NAME: M20-T41003A-18G30-R24			TYPE:		WEIGHT:
SPEC.:			DIM.:		SERIAL No.:
MFR.:			SUR.:328*21.6		Shielding Angle:

pcc	80%			70%			50%			30%			10%			0	
pw	50%	30%	10%	50%	30%	10%	50%	30%	10%	50%	30%	10%	50%	30%	10%	0	
pfc	20%			20%			20%			20%			20%			0	
RCR	RCR:Room Cavity Ratio						Wall Exitance Coefficients(WEC)										
0.0																	
1.0	.148	.084	.027	.141	.081	.026	.129	.074	.024	.118	.068	.022	.107	.062	.020		
2.0	.137	.075	.023	.132	.073	.022	.121	.068	.021	.112	.063	.020	.103	.058	.018		
3.0	.128	.068	.020	.124	.066	.020	.115	.062	.019	.107	.059	.018	.100	.055	.017		
4.0	.120	.063	.018	.116	.061	.018	.109	.058	.017	.102	.055	.017	.096	.052	.016		
5.0	.114	.058	.017	.110	.057	.016	.104	.054	.016	.098	.052	.015	.093	.050	.015		
6.0	.108	.054	.015	.105	.053	.015	.099	.051	.015	.094	.049	.014	.090	.047	.014		
7.0	.102	.051	.014	.100	.050	.014	.095	.048	.014	.091	.047	.014	.087	.045	.013		
8.0	.098	.048	.013	.096	.047	.013	.091	.046	.013	.088	.044	.013	.084	.043	.013		
9.0	.094	.045	.013	.092	.045	.013	.088	.043	.012	.084	.042	.012	.081	.041	.012		
10.0	.090	.043	.012	.088	.043	.012	.085	.042	.012	.082	.041	.012	.079	.040	.011		

pcc	80%			70%			50%			30%			10%			0
pw	50%	30%	10%	50%	30%	10%	50%	30%	10%	50%	30%	10%	50%	30%	10%	0
pfc	20%			20%			20%			20%			20%			0
RCR	RCR:Room Cavity Ratio						Ceiling Cavity Exitance Coefficients(CCEC)									
0.0	.190	.190	.190	.163	.163	.163	.111	.111	.111	.064	.064	.064	.020	.020	.020	
1.0	.169	.158	.147	.145	.135	.127	.099	.093	.088	.057	.054	.051	.018	.017	.016	
2.0	.152	.133	.117	.130	.114	.101	.089	.079	.070	.051	.046	.041	.016	.015	.013	
3.0	.137	.113	.094	.118	.098	.082	.081	.068	.057	.047	.040	.034	.015	.013	.011	
4.0	.125	.098	.078	.107	.085	.067	.074	.059	.047	.043	.035	.028	.014	.011	.009	
5.0	.115	.086	.065	.099	.074	.056	.068	.052	.040	.039	.031	.024	.013	.010	.008	
6.0	.106	.076	.054	.091	.066	.047	.063	.046	.034	.037	.027	.020	.012	.009	.007	
7.0	.099	.068	.046	.085	.059	.040	.059	.041	.029	.034	.024	.017	.011	.008	.006	
8.0	.093	.061	.040	.080	.053	.035	.055	.037	.025	.032	.022	.015	.010	.007	.005	
9.0	.087	.056	.035	.075	.048	.030	.052	.034	.021	.030	.020	.013	.010	.007	.004	
10.0	.082	.051	.030	.071	.044	.027	.049	.031	.019	.029	.018	.011	.009	.006	.004	

C Range: 0 - 360DEG
C Interval: 22.5DEG
Test Speed: HIGH
Temperature:25.3DEG
Operators:ZR
Test Date:2021-08-18

γ Range: 0 - 90DEG
γ Interval: 1.0DEG
Test System:EVERFINE GO-2000B_V1 SYSTEM V2.0.354
Humidity:65.0%
Test Distance:8.402m [K=1.0000]
Remarks:

UGR(Unified Glare Rating) Table

Test:U:48.00V I:0.3054A P:14.66W PF:1.000 Freq:50.00Hz Lamp Flux:1137.82x1 lm											
NAME: M20-T41003A-18G30-R24					TYPE:			WEIGHT:			
SPEC.:					DIM.:			SERIAL No.:			
MFR.:					SUR.:328*21.6			Shielding Angle:			
ceiling/cavity	0.7	0.7	0.5	0.5	0.3	0.7	0.7	0.5	0.5	0.3	
walls	0.5	0.3	0.5	0.3	0.3	0.5	0.3	0.5	0.3	0.3	
working plane	0.2	0.2	0.2	0.2	0.2	0.2	0.2	0.2	0.2	0.2	
Room dimensions		Viewed crosswise				Viewed endwise					
x = 2H y = 2H	3H	7.3	8.0	7.5	8.2	8.3	6.2	6.9	6.4	7.0	7.2
	4H	7.2	7.9	7.4	8.1	8.2	6.1	6.7	6.3	6.9	7.1
	6H	7.2	7.8	7.4	8.0	8.2	6.1	6.7	6.3	6.9	7.1
	8H	7.2	7.8	7.5	8.1	8.3	6.2	6.8	6.5	7.0	7.2
	8H	7.3	7.9	7.6	8.1	8.4	6.3	6.9	6.6	7.1	7.4
	12H	7.5	8.0	7.8	8.3	8.6	6.6	7.1	6.9	7.4	7.6
4H	2H	7.1	7.7	7.4	7.9	8.2	6.0	6.6	6.2	6.8	7.0
	3H	7.0	7.5	7.3	7.8	8.1	5.9	6.4	6.2	6.7	6.9
	4H	7.0	7.5	7.3	7.8	8.1	5.9	6.4	6.3	6.7	7.0
	6H	7.1	7.6	7.5	7.9	8.2	6.1	6.6	6.5	6.9	7.3
	8H	7.3	7.7	7.7	8.1	8.4	6.4	6.8	6.8	7.2	7.5
	12H	7.6	8.0	8.0	8.4	8.8	6.8	7.2	7.2	7.6	8.0
8H	4H	6.9	7.3	7.3	7.7	8.0	5.9	6.3	6.2	6.6	7.0
	6H	7.2	7.5	7.6	7.9	8.3	6.2	6.6	6.7	7.0	7.4
	8H	7.5	7.8	7.9	8.2	8.6	6.7	7.0	7.1	7.4	7.8
	12H	8.0	8.3	8.5	8.7	9.2	7.3	7.6	7.8	8.0	8.5
12H	4H	6.9	7.3	7.3	7.6	8.0	5.8	6.2	6.2	6.6	7.0
	6H	7.2	7.5	7.6	7.9	8.3	6.3	6.6	6.7	7.0	7.5
	8H	7.6	7.8	8.0	8.3	8.7	6.8	7.1	7.3	7.5	8.0
Variations with the observer position at spacings:											
S = 1.0H	+ 1.3 / - 1.5					+ 1.2 / - 1.4					
1.5H	+ 2.6 / - 1.4					+ 2.5 / - 1.3					
2.0H	+ 0.9 / - 0.3					+ 0.8 / - 0.3					

CIE Pub.117, 1138 lm Total Lamp Luminous Flux Correct (8log(F/F0) = 0.4)

C Range: 0 - 360DEG
C Interval: 22.5DEG
Test Speed: HIGH
Temperature:25.3DEG
Operators:ZR
Test Date:2021-08-18

γ Range: 0 - 90DEG
γ Interval: 1.0DEG
Test System:EVERFINE GO-2000B_V1 SYSTEM V2.0.354
Humidity:65.0%
Test Distance:8.402m [K=1.0000]
Remarks:

UTILIZATION FACTORS TABLE

Test:U:48.00V I:0.3054A P:14.66W PF:1.000 Freq:50.00Hz Lamp Flux:1137.82x1 lm		
NAME: M20-T41003A-18G30-R24	TYPE:	WEIGHT:
SPEC.:	DIM.:	SERIAL No.:
MFR.:	SUR.:328*21.6	Shielding Angle:

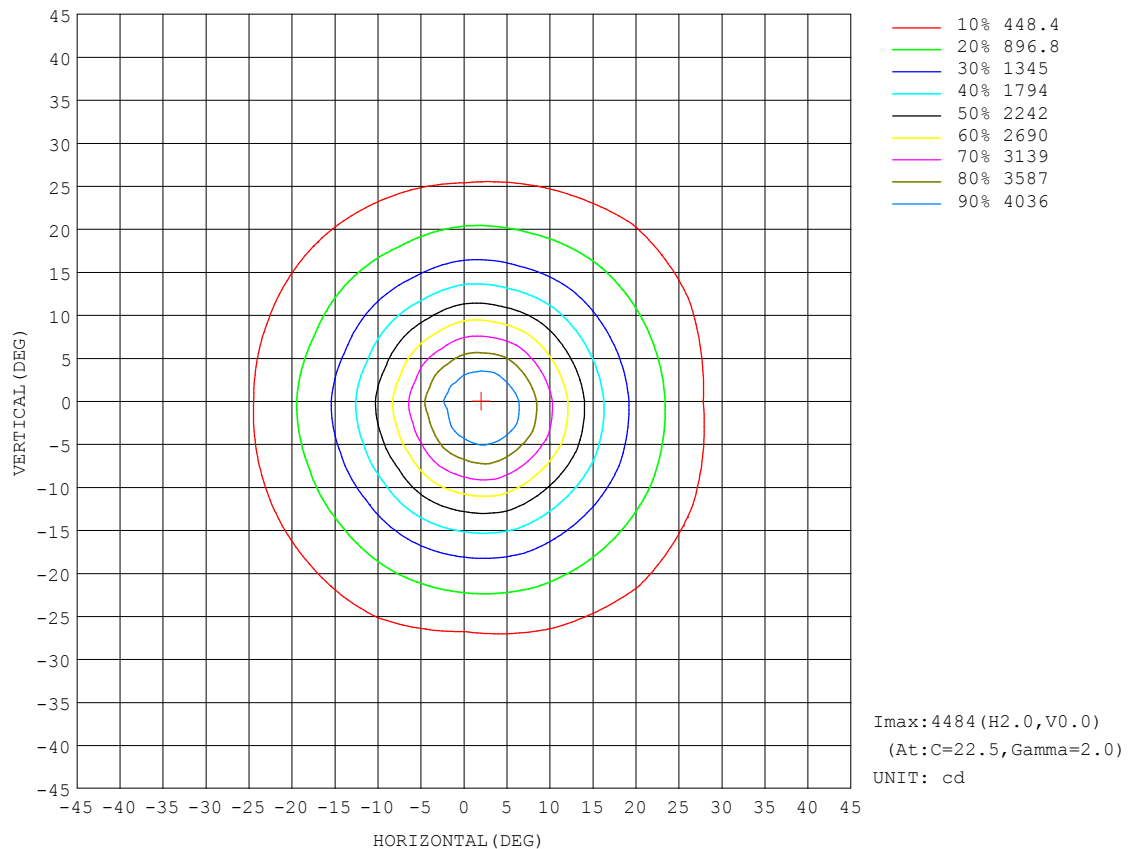
REFLECTANCE										
Ceiling	0.8	0.8	0.8	0.7	0.7	0.7	0.5	0.5	0.5	0
Walls	0.7	0.5	0.3	0.7	0.5	0.3	0.7	0.5	0.3	0
Working plane	0.2	0.2	0.2	0.2	0.2	0.2	0.2	0.2	0.2	0
ROOM INDEX	UTILIZATION FACTORS (PERCENT) $k(RI) \times RCR = 5$									
$k = 0.60$	90	84	81	90	84	81	89	84	81	77
0.80	97	92	89	97	92	88	95	91	88	85
1.00	101	96	93	100	96	92	99	95	92	88
1.25	105	100	97	104	99	96	102	98	96	92
1.50	107	103	100	106	102	99	104	101	98	94
2.00	109	106	103	108	105	102	105	103	100	95
2.50	111	107	105	109	106	104	106	104	102	96
3.00	112	109	107	111	108	106	107	105	103	97
4.00	114	112	110	112	110	108	109	107	106	99
5.00	115	113	112	113	112	110	109	108	107	100
ROOM INDEX	UF (total)									Direct
According to DIN EN 13032-2 2004			Suspended					SHRNOM = 1.25		

C Range: 0 - 360DEG
C Interval: 22.5DEG
Test Speed: HIGH
Temperature:25.3DEG
Operators:ZR
Test Date:2021-08-18

γ Range: 0 - 90DEG
 γ Interval: 1.0DEG
Test System:EVERFINE GO-2000B_V1 SYSTEM V2.0.354
Humidity:65.0%
Test Distance:8.402m [K=1.0000]
Remarks:

ISOCANDELA DIAGRAM

Test:U:48.00V I:0.3054A P:14.66W PF:1.000 Freq:50.00Hz Lamp Flux:1137.82x1 lm		
NAME: M20-T41003A-18G30-R24	TYPE:	WEIGHT:
SPEC.:	DIM.:	SERIAL No.:
MFR.:	SUR.:328*21.6	Shielding Angle:

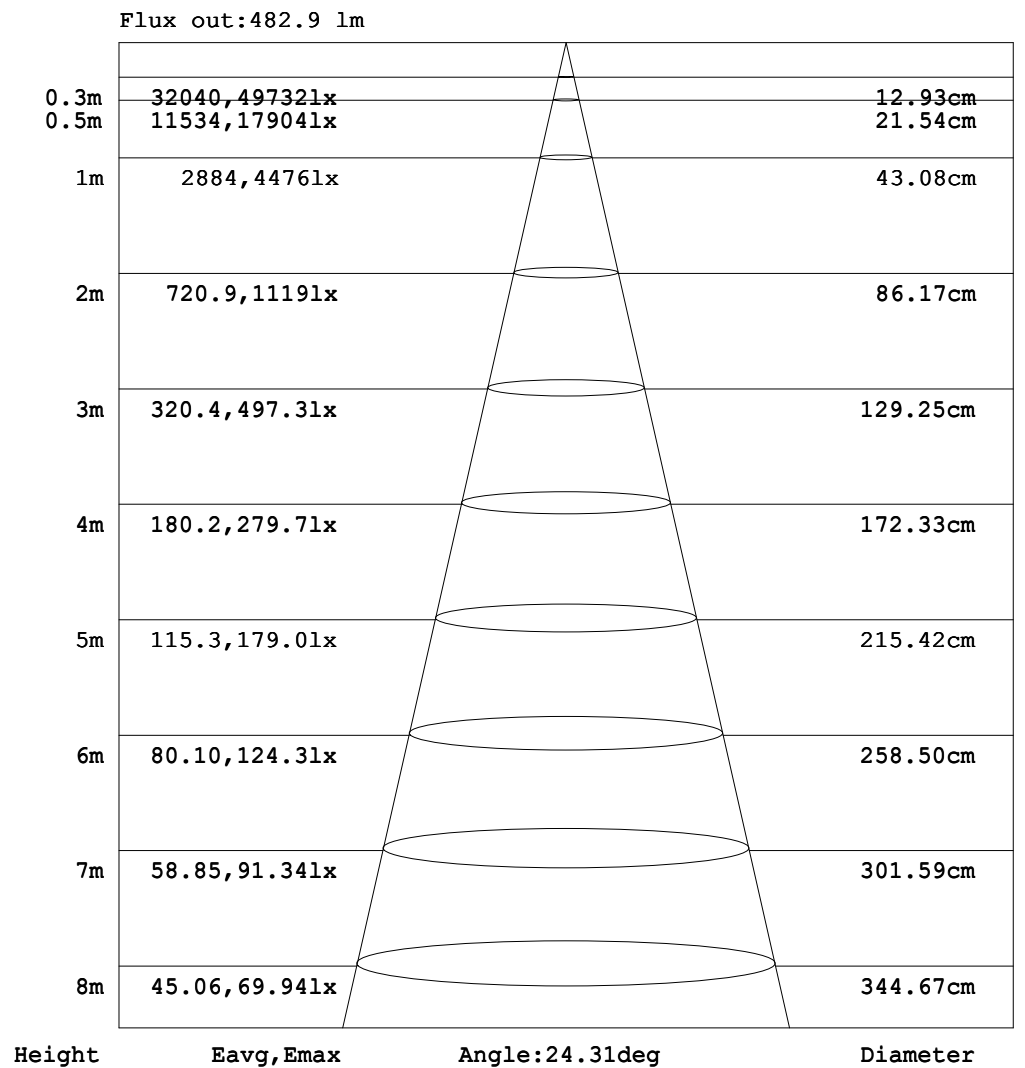


C Range: 0 - 360DEG
C Interval: 22.5DEG
Test Speed: HIGH
Temperature:25.3DEG
Operators:ZR
Test Date:2021-08-18

γ Range: 0 - 90DEG
γ Interval: 1.0DEG
Test System:EVERFINE GO-2000B_V1 SYSTEM V2.0.354
Humidity:65.0%
Test Distance:8.402m [K=1.0000]
Remarks:

AAI Figure

Test:U:48.00V I:0.3054A P:14.66W PF:1.000 Freq:50.00Hz Lamp Flux:1137.82x1 lm		
NAME: M20-T41003A-18G30-R24	TYPE:	WEIGHT:
SPEC.:	DIM.:	SERIAL No.:
MFR.:	SUR.:328*21.6	Shielding Angle:



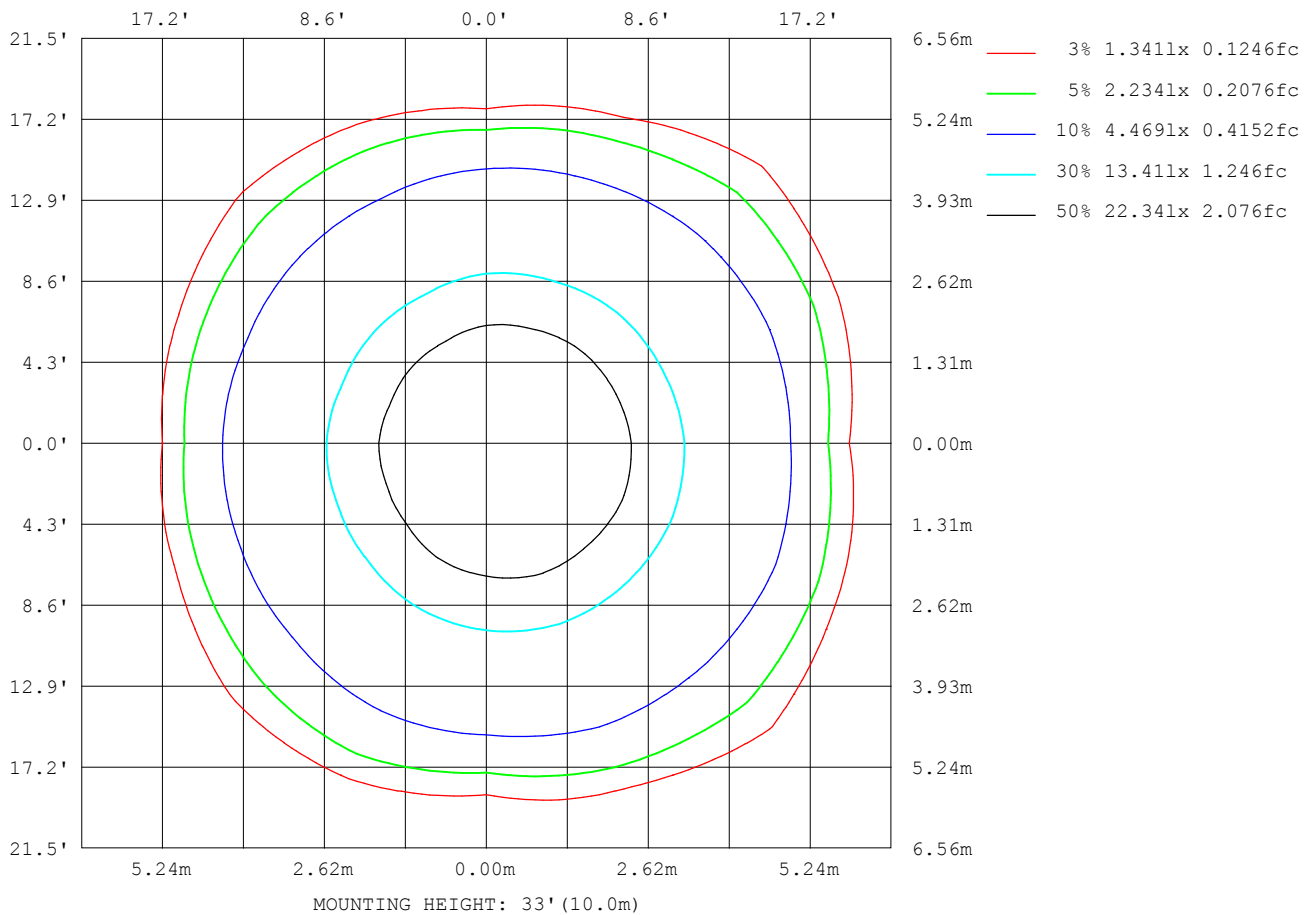
Note:The Curves indicate the illuminated area and the average illumination when the luminaire is at different distance.

C Range: 0 - 360DEG
C Interval: 22.5DEG
Test Speed: HIGH
Temperature:25.3DEG
Operators:ZR
Test Date:2021-08-18

γ Range: 0 - 90DEG
γ Interval: 1.0DEG
Test System:EVERFINE GO-2000B_V1 SYSTEM V2.0.354
Humidity:65.0%
Test Distance:8.402m [K=1.0000]
Remarks:

ISOLUX DIAGRAM

Test:U:48.00V I:0.3054A P:14.66W PF:1.000 Freq:50.00Hz Lamp Flux:1137.82x1 lm		
NAME: M20-T41003A-18G30-R24	TYPE:	WEIGHT:
SPEC.:	DIM.:	SERIAL No.:
MFR.:	SUR.:328*21.6	Shielding Angle:



C Range: 0 - 360DEG
C Interval: 22.5DEG
Test Speed: HIGH
Temperature:25.3DEG
Operators:ZR
Test Date:2021-08-18

γ Range: 0 - 90DEG
γ Interval: 1.0DEG
Test System:EVERFINE GO-2000B_V1 SYSTEM V2.0.354
Humidity:65.0%
Test Distance:8.402m [K=1.0000]
Remarks:

LED Avg.L Report

Test:U:48.00V I:0.3054A P:14.66W PF:1.000 Freq:50.00Hz Lamp Flux:1137.82x1 lm		
NAME: M20-T41003A-18G30-R24	TYPE:	WEIGHT:
SPEC.:	DIM.:	SERIAL No.:
MFR.:	SUR.:328*21.6	Shielding Angle:

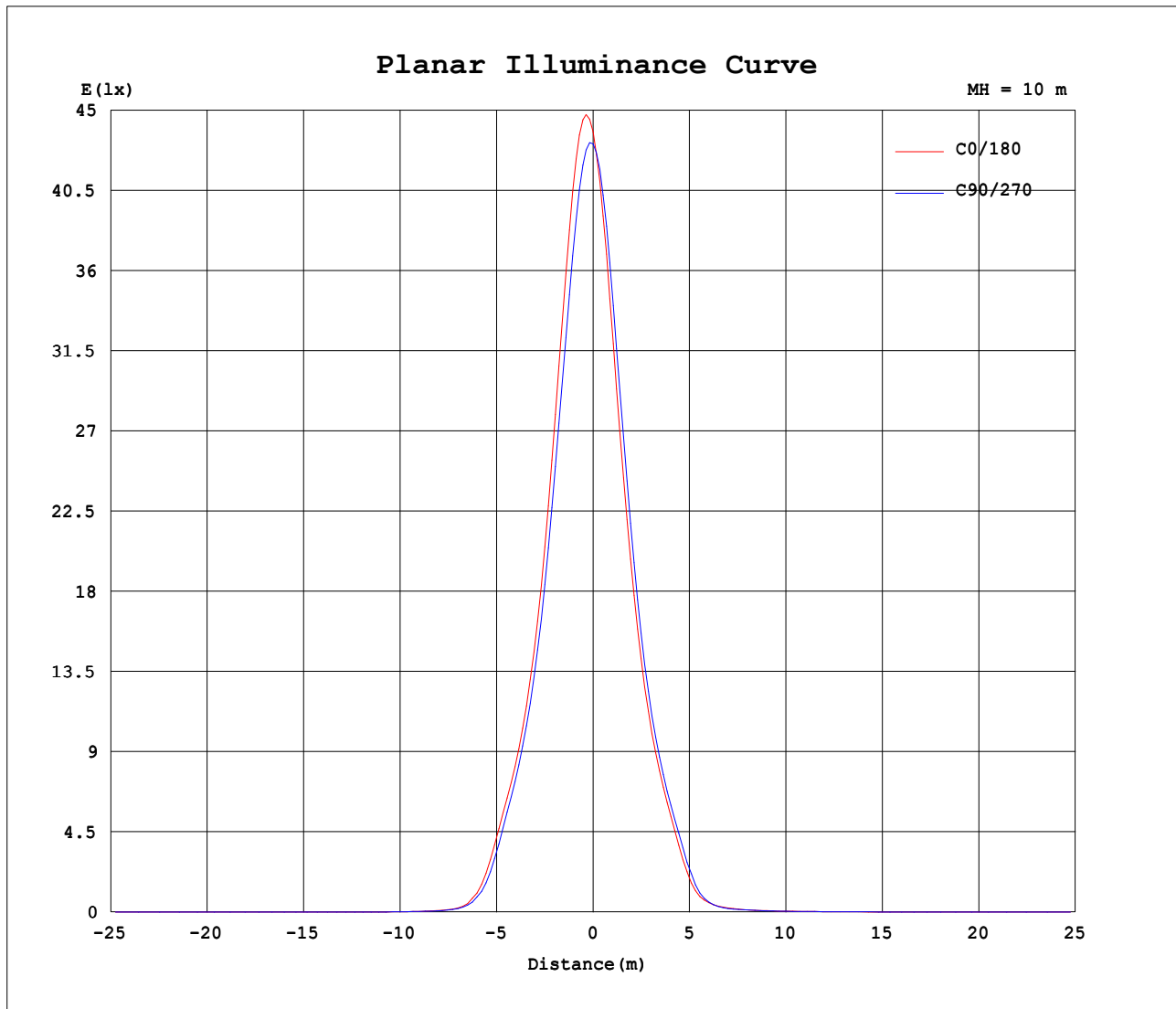
AvgL	cd/m2
L_0~180 (65) av	1069
L_0~180 (75) av	1391
L_0~180 (85) av	3397
L_90~270 (65) av	1119
L_90~270 (75) av	1469
L_90~270 (85) av	3550
L_45 (65) av	1138
L_45 (75) av	1465
L_45 (85) av	3536

Standard: GB/T 29293-2012

C Range: 0 - 360DEG
 C Interval: 22.5DEG
 Test Speed: HIGH
 Temperature:25.3DEG
 Operators:ZR
 Test Date:2021-08-18

γ Range: 0 - 90DEG
 γ Interval: 1.0DEG
 Test System:EVERFINE GO-2000B_V1 SYSTEM V2.0.354
 Humidity:65.0%
 Test Distance:8.402m [K=1.0000]
 Remarks:

Planar Illuminance Curve



C Range: 0 - 360DEG
C Interval: 22.5DEG
Test Speed: HIGH
Temperature: 25.3DEG
Operators: ZR
Test Date: 2021-08-18

γ Range: 0 - 90DEG
 γ Interval: 1.0DEG
Test System: EVERFINE GO-2000B_V1 SYSTEM V2.0.354
Humidity: 65.0%
Test Distance: 8.402m [K=1.0000]
Remarks:

```

γ Range: 0 - 90DEG
γ Interval: 1.0DEG
Test System:EVERFINE GO-2000B_V1 SYSTEM V2.0.354
Humidity:65.0%
Test Distance:8.402m [K=1.0000]
Remarks:

```